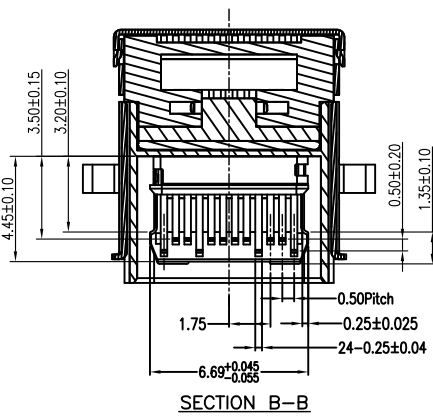
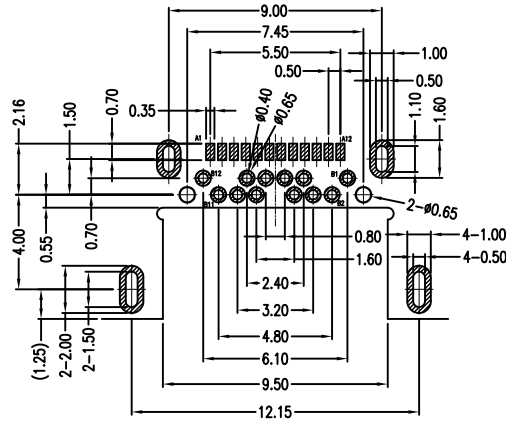
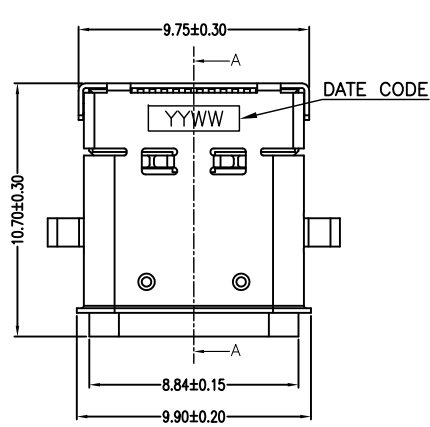
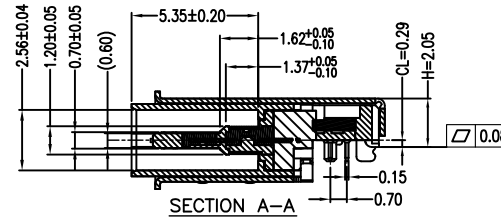
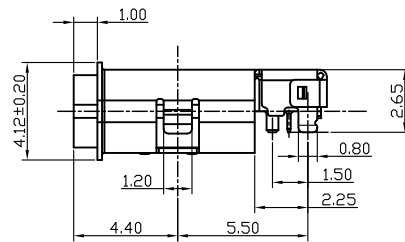
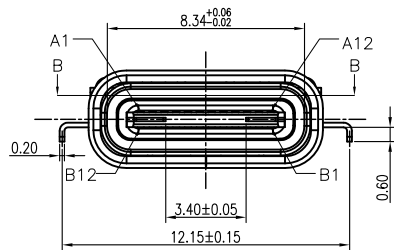


REV.	DESCRIPTION	DATE
A	RELEASE	Apr. 18, 2019
B	PACKAGE MODIFY	Nov. 14, 2019



RECOMMEND P.C.B LAYOUT
TOLERANCE : ± 0.05 TOP VIEW



MATERIALS

- HOUSING : HI-TEMP. PLASTIC (UL 94V-0), BLACK.
- TERMINAL : COPPER ALLOY ($t=0.15$ mm), GOLD PLATING (SEE TAB) ALL OVER, 50u" Min NICKEL AND 80u" Min Tin ALL OVER, 50u" Min NICKEL ON SOLDER AREA.
- INNER SHELL : STAINLESS STEEL ($t=0.25$ mm).
- OUTER SHELL : STAINLESS STEEL ($t=0.20$ mm), 50u" NICKEL PLATING.
- EMC PAD : STAINLESS STEEL ($t=0.10$ mm).

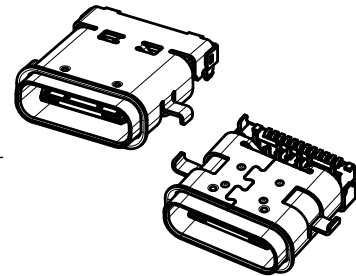
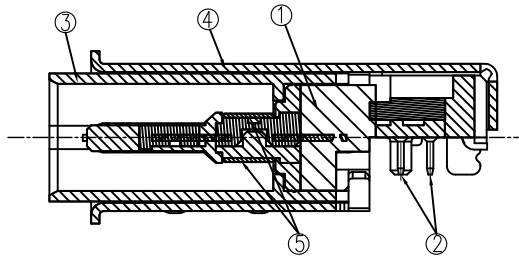
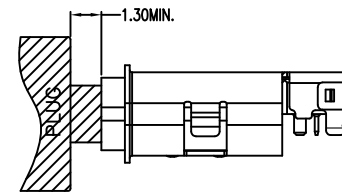
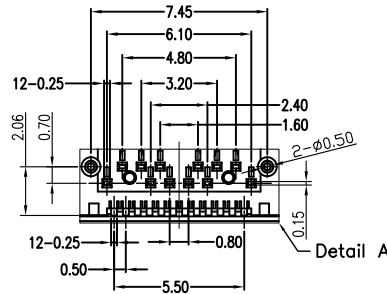
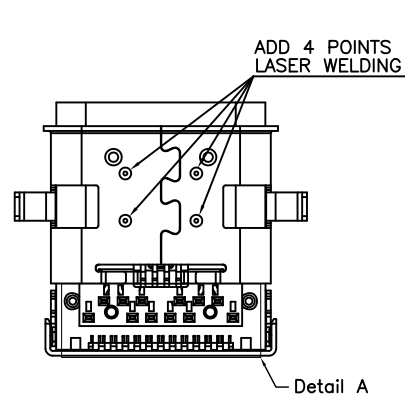
SPECIFICATION

- CURRENT RATING :
5A MAX. for VBUS (A4,A9,B4,B9)
1.25A MAX. for Vconn PIN(B5 of Plug)
WITH RETURN PATH THROUGH THE CORRESPONDING GND PIN(A1,A12,B1,B12).
0.25A MAX. for ALL OTHER PIN
- RATING VOLTAGE : 30V DC/AC
- DIELECTRIC WITHSTANDING VOLTAGE :
100V AC R.M.S. FOR ONE MINUTE.
- INSULATION RESISTANCE : 100M OHMS MIN.
- CONTACT RESISTANCE : 40m OHMS MAX.
- INSERTION FORCE : 5~20N
- EXTRACTION FORCE : 8~20N
- DURABILITY : 10,000 CYCLE.
- OPERATING TEMPERATURE : -40°C TO $+85^{\circ}\text{C}$.
- WATERPROOF LEVEL : IP-X7

PART NUMBER INFORMATION :

237FC24-XN247T-H

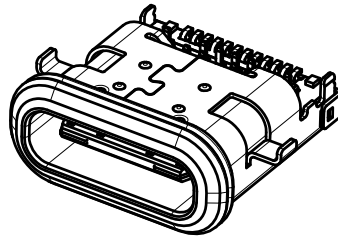
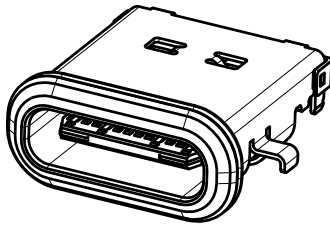
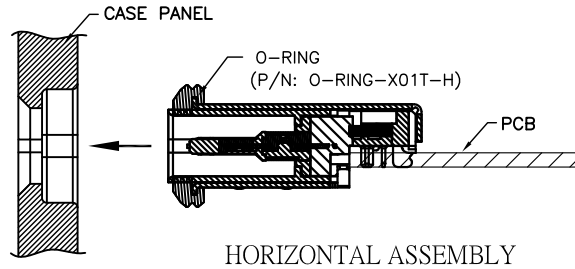
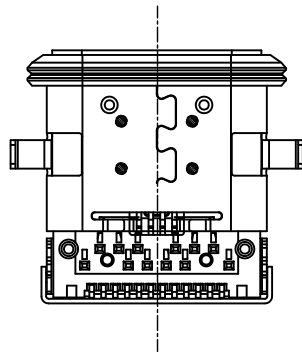
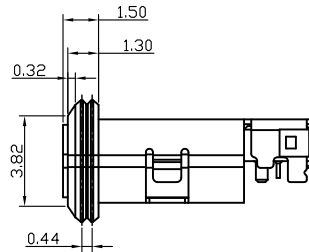
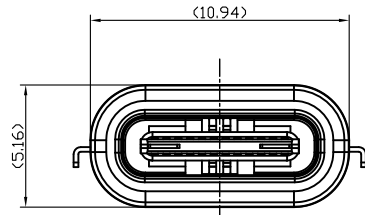
SERIES CODE: 237FC
SMT TYPE: 24
FEMALE: XN
USB TYPE-C: 247
NUMBER OF POSITIONS: T
HALOGEN FREE
VARIATION CODE: H
CONTACT PLATING OPTION:
0 : GOLD FLASH
3 : 15u" GOLD
6 : 30u" GOLD



GENERAL TOLERANCE		DRAWER		ASTRON [®]	
DIM.	0. = $\pm X.XX$	DRAWER	<i>pg</i>	ASTRON TECHNOLOGY CORP.	
	.0 = ± 0.30	CHECK	<i>ERP</i>		
	.00 = ± 0.20	APP'D	<i>ALAN</i>	NAME USB 3.1 TYPE-C FEMALE	
	.000 = ± 0.10	PRODUCT SPEC.	-	24P SMT+DIP TYPE, WATERPROOF MID MOUNT TYPE	
ANG.	.0' = $\pm 5^{\circ}$	3rd ANGLE PROJECTION		PART NO. 237FC24-XN247T-H	
	.00' = $\pm 1^{\circ}$	UNITS : mm		CONFIDENTIAL	
SCALE	NONE	SIZE	A4	SHEET	1 OF 3
		REV.	B	C NO.	

WITH WATERPROOF O-RING DRAW.

REV.	DESCRIPTION	DATE
A	RELEASE	Apr. 18, 2019
B	PACKAGE MODIFY	Nov. 14, 2019



Pin	Signal Name	Mating Sequence	Pin	Signal Name	Mating Sequence
A1	GND	First	B12	GND	First
A2	SSTXp1	Second	B11	SSRXp1	Second
A3	SSTXn1	Second	B10	SSRXn1	Second
A4	Vbus	First	B9	Vbus	First
A5	CC1	Second	B8	SBU2	Second
A6	Dp1	Second	B7	Dn2	Second
A7	Dn1	Second	B6	Dp2	Second
A8	SBU1	Second	B5	CC2	Second
A9	Vbus	First	B4	Vbus	First
A10	SSRXn2	Second	B3	SSTXn2	Second
A11	SSRXp2	Second	B2	SSTXp2	Second
A12	GND	First	B1	GND	First
SHELL	GND		SHELL	GND	

PART NUMBER INFORMATION :

237FC24-XN247T-H

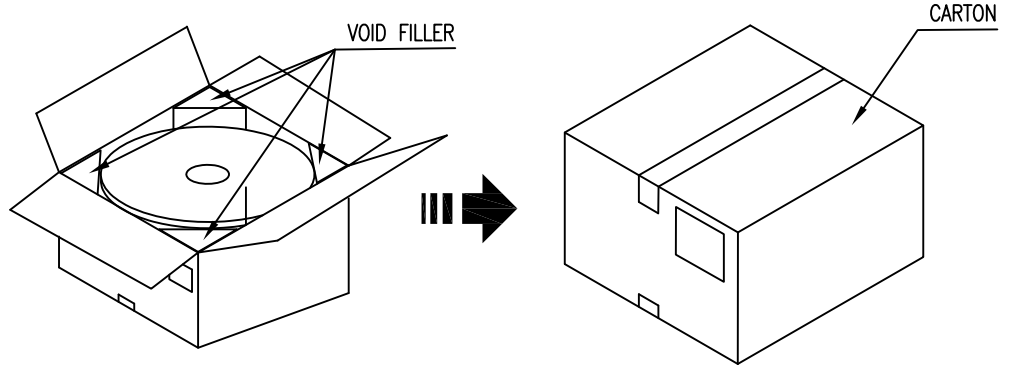
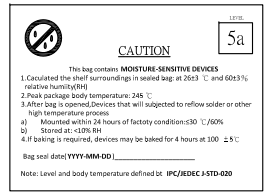
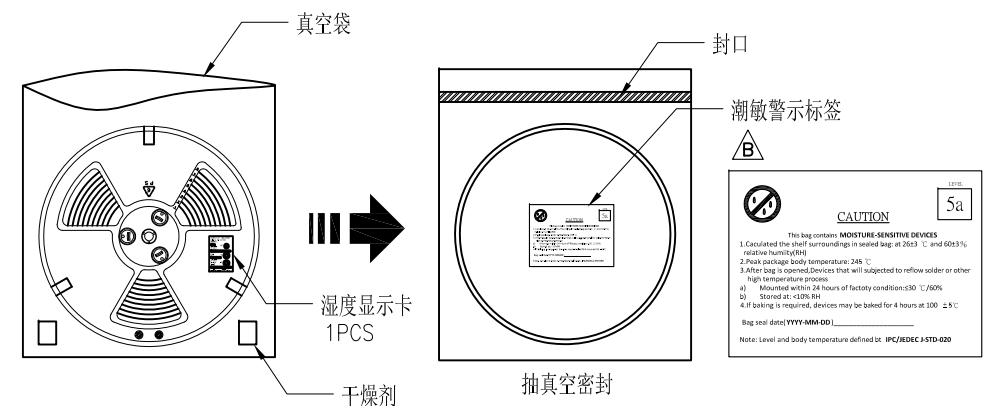
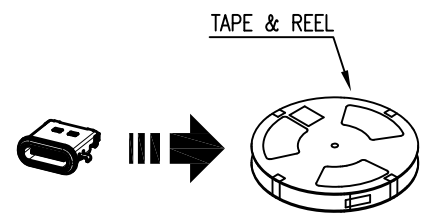
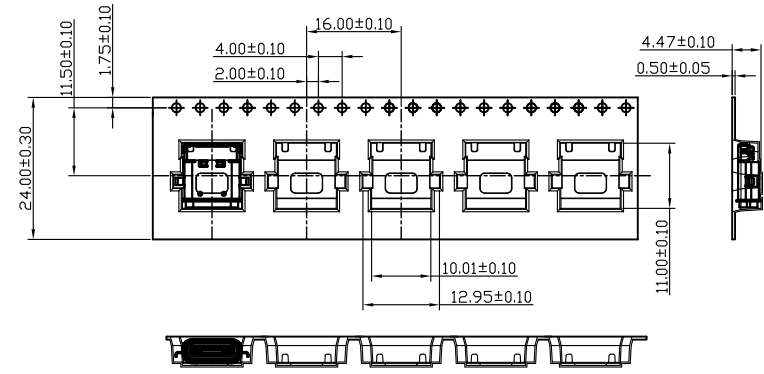
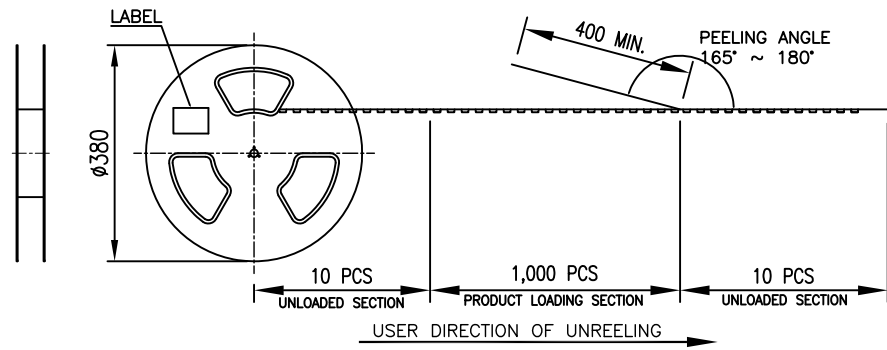
SERIES CODE ————
 SMT TYPE ————
 FEMALE ————
 USB TYPE-C ————
 NUMBER OF POSITIONS ————

HALOGEN FREE
 VARIATION CODE
 CONTACT PLATING OPTION:
 0 : GOLD FLASH
 3 : 15u" GOLD
 6 : 30u" GOLD



GENERAL TOLERANCE		DRAWER <i>pg</i>		 ASTRON TECHNOLOGY CORP.	
DIM.	0. = ±X.XX .0 = ±0.30 .00 = ±0.20 .000 = ±0.10	CHECK <i>ERP</i>	APP'D <i>ALAN</i>		
ANG.	.0° = ±5° .00° = ±1°	PRODUCT SPEC. —		PART NO. 237FC24-XN247T-H	
3rd ANGLE PROJECTION		UNITS : mm		CONFIDENTIAL	
SCALE NONE	SIZE A4	SHEET 2 OF 3	REV. B	(T0123)	C NO.

REV.	DESCRIPTION	DATE
A	RELEASE	Apr. 18, 2019
B	PACKAGE MODIFY	Nov. 14, 2019



PACKAGE

1. SIZE :
REEL : $\phi 380 \times 24$ mm
2. QUANTITY :
1,000 PCS / REEL
5 REEL / CARTON = 5,000 PCS
3. APPLICABLE DOCUMENTS : EIA-481-C



GENERAL TOLERANCE		DRAWER <i>pg</i>		 ASTRON TECHNOLOGY CORP.	
DIM.		CHECK <i>ERP</i>			
0. = $\pm X.XX$		APP'D <i>ALAN</i>		USB 3.1 TYPE-C FEMALE	
.0 = ± 0.30		PACKAGE SPEC. -		24P SMT+DIP TYPE, WATERPROOF	
.00 = ± 0.20		CONFIDENTIAL		MID MOUNT TYPE	
.000 = ± 0.10		PART NO.		237FC24-XN247T-H	
ANG.		SHEET		REV.	
.0° = $\pm 5°$		3 OF 3		B	
.00° = $\pm 1°$		SCALE		(T0123)	
3rd ANGLE PROJECTION		NONE		C NO.	
UNITS : mm		SIZE		A4	