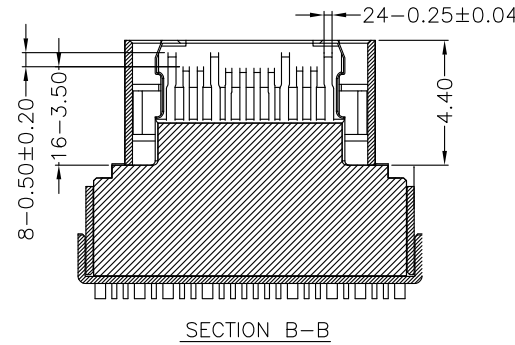
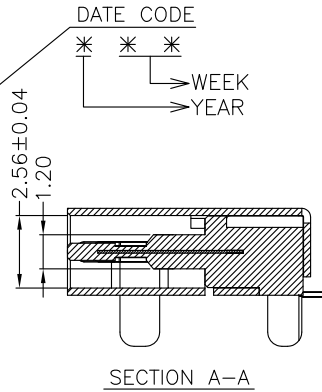
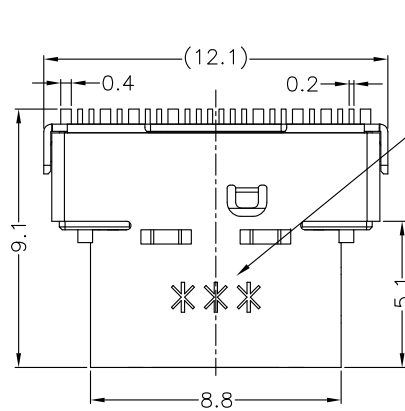


REV.	DESCRIPTION	DATE
A	RELEASE	May. 06, 2019
B	DRAW.MODIFY	Jun. 20, 2019
C	DRAW.MODIFY	Sep. 16, 2019

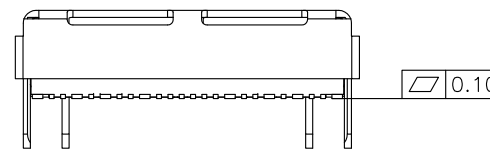
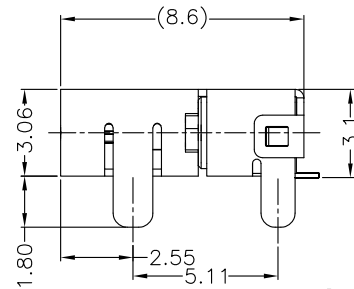
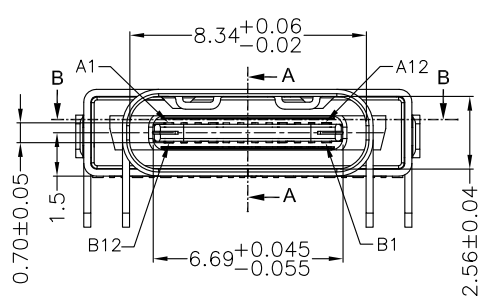


MATERIALS

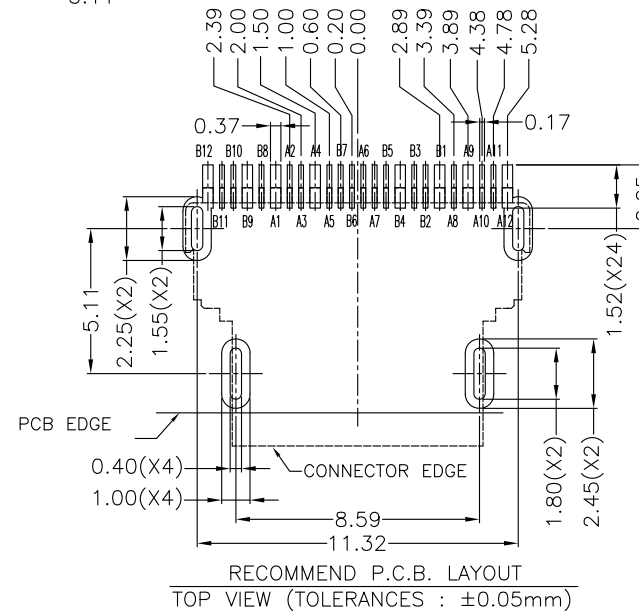
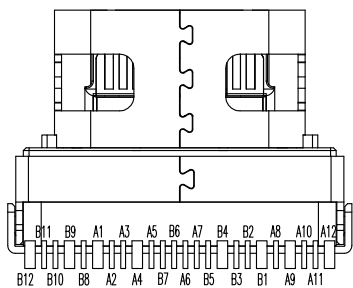
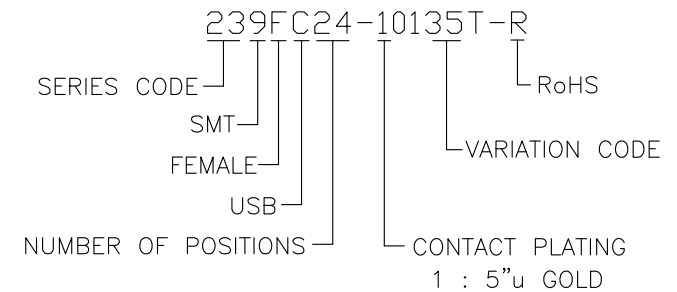
- HOUSING : HI-TEMP. PLASTIC (UL 94V-0), BLACK.
- TERMINAL : COPPER ALLOY.
GOLD PLATED ON CONTACT AREA,
TIN PLATED ON SOLDER TAIL,
UNDER NICKEL PLATED OVER ALL.
- SHELL : STAINLESS STEEL.
GOLD FLASH PLATED ON SOLDER AREA.
- CENTER PLATE : STAINLESS STEEL.

SPECIFICATION

- CURRENT RATING :
1.25A FOR (A1,A4,A9,A12,B1,B4,B9,B12)
0.25A FOR OTHER PER PIN
- VOLTAGE RATING : 20V AC RMS.
- CONTACT RESISTANCE : 40m OHMS MAX.
- OPERATING TEMPERATURE : -40°C TO +85°C.
- MATING FORCE : 5~20N.
- UNMATING FORCE : 8~20N.
- DURABILITY : 10,000 CYCLES.



PART NUMBER INFORMATION :

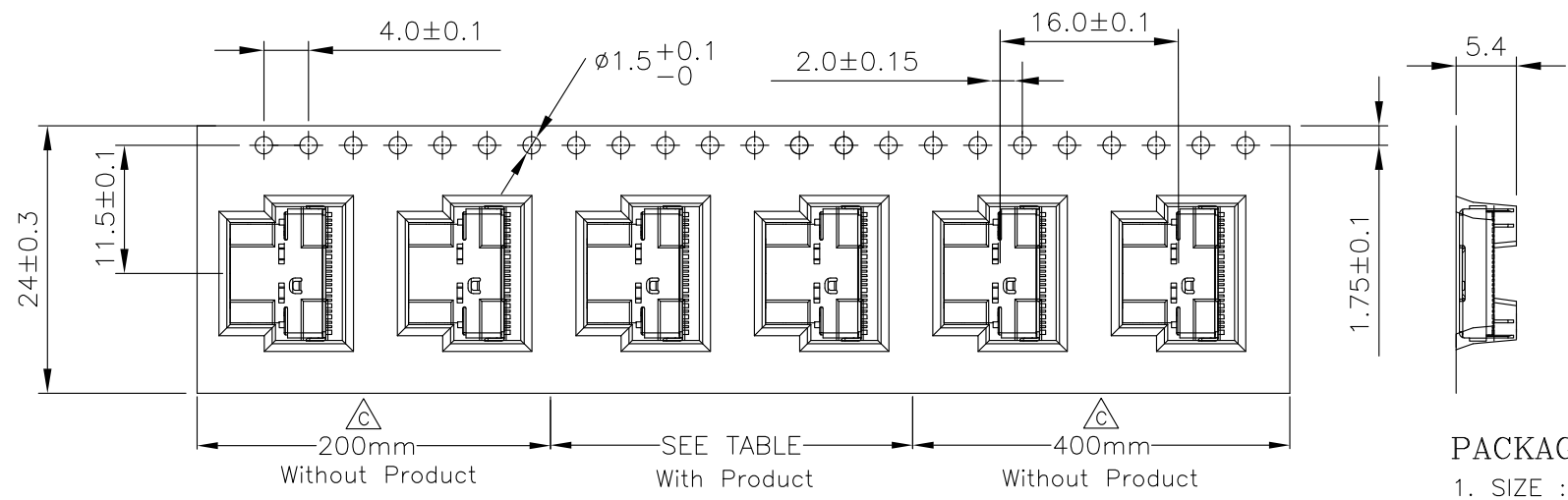


PIN ASSIGNMENT

A1	A2	A3	A4	A5	A6	A7	A8	A9	A10	A11	A12
GND	TX1+	TX1-	VBUS	CC1	D+	D-	SBU1	VBUS	RX2-	RX2+	GND
GND	RX1+	RX1-	VBUS	SBU2	D-	D+	CC2	VBUS	TX2-	TX2+	GND
B12	B11	B10	B9	B8	B7	B6	B5	B4	B3	B2	B1

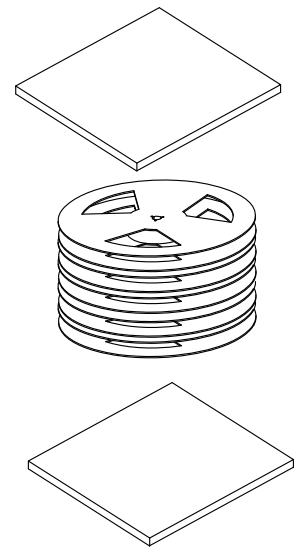
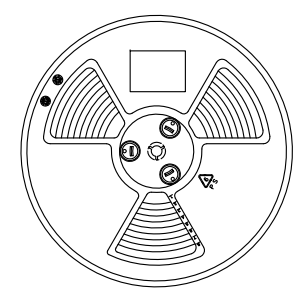
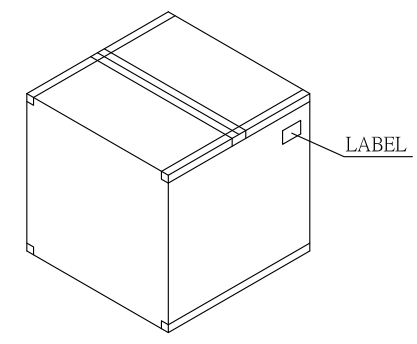
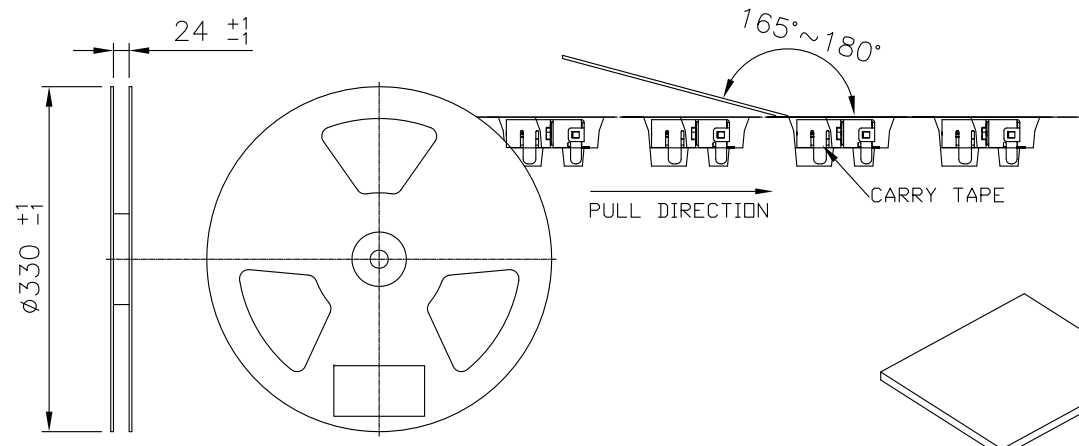
TOLERANCE		DRAWER		 Astron WWW.ASTRON.COM.TW
.0=±0.25 .00=±0.13 .000=± ANG.=±3°		K&N Y JOB		
UNITS : mm		APP'D		NAME
SCALE NONE		ALAN		USB 3.0 TYPE C 24 PIN. SMT TYPE OFFSET 1.5mm
SIZE A4		PRODUCT SPEC.		DRAW NO.
SHEET 1 OF 2		REV. C		239FC24-10135T-R
SHEET 1 OF 2		REV. C		08029

REV.	DESCRIPTION	DATE
A	RELEASE	May. 06, 2019
B	DRAW.MODIFY	Jun. 20, 2019
C	DRAW.MODIFY	Sep. 16, 2019



PACKAGE

1. SIZE :
 REEL : DIA.=330mm
 CORTON : 350x350x325mm (LxWxH)
2. QUANTITY :
 700 PCS/REEL
 5 REEL/CARTON = 3500 PCS



TOLERANCE		DRAWER		 WWW.ASTRON.COM.TW
.0=±0.25		K&NRY		
.00=±0.13		CHECK		
.000=±		APP'D		NAME USB 3.0 TYPE C 24 PIN. SMT TYPE OFFSET 1.5mm
ANG.=±3°		ALAN		
		PACKAGE SPEC.		DRAW NO. 239FC24-10135T-R
UNITS : mm				
SCALE	SIZE	SHEET	REV.	08029
NONE	A4	2 OF 2	C	