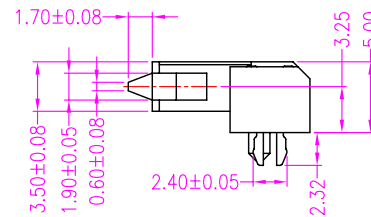
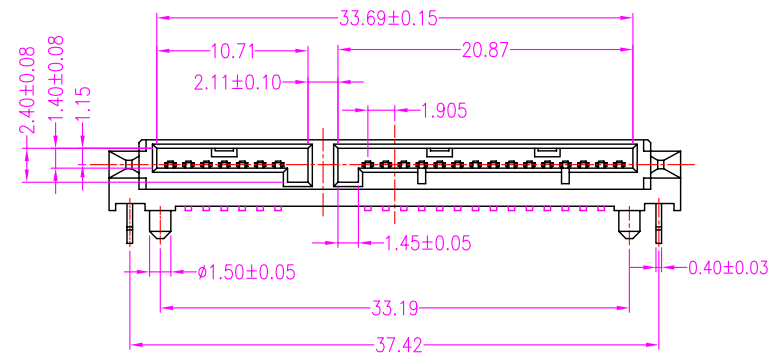


REV.	DESCRIPTION	DATE
1	PROPOSAL	Jan. 05, 2017

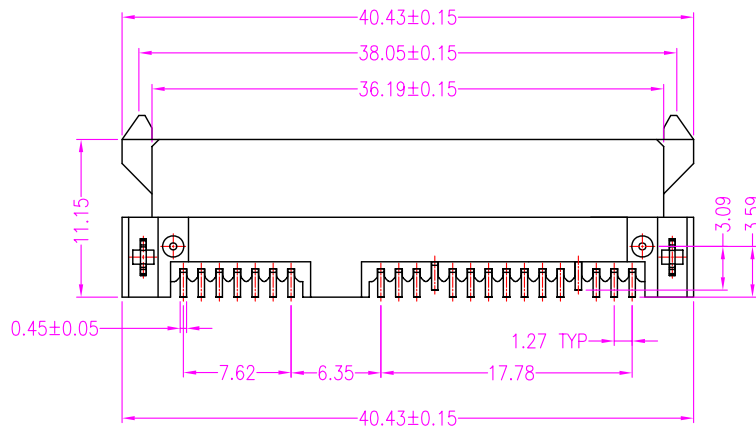
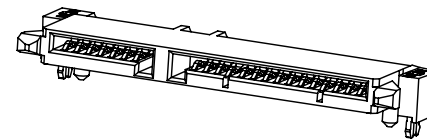


MATERIALS

1. HOUSING : L.C.P. (UL 94V-0), BLACK.
2. TERMINAL : PHOSPHOR BRONZE, GOLD FLASH PLATING ON CONTACT AREA, TIN PLATING ON SOLDER TAIL. NICKEL PLATING OVERALL.
3. BOARDLOCK : BRASS, TIN PLATING.

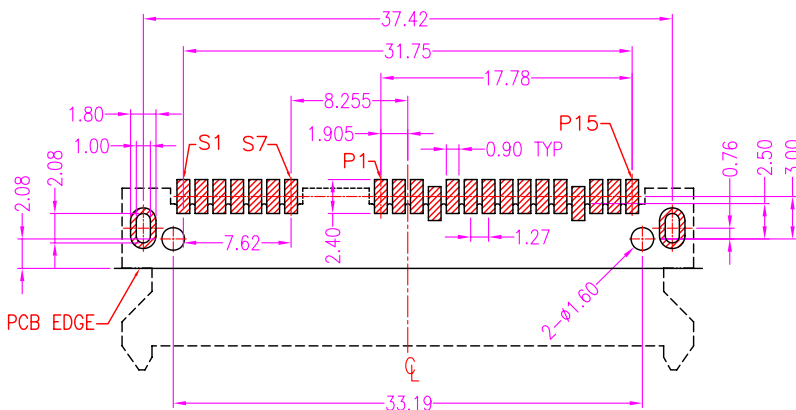
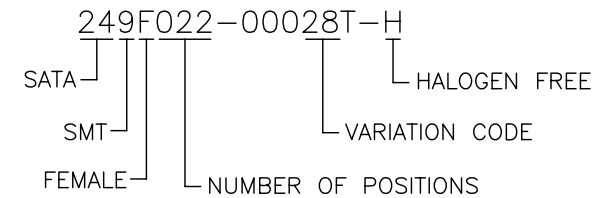
SPECIFICATION

1. CURRENT RATING : 1.5 AMP. PER CONTACT.
2. DIELECTRIC WITHSTANDING VOLTAGE : 500V AC R.M.S. FOR ONE MINUTE.
3. INSULATION RESISTANCE : 1000M OHMS MIN.
4. CONTACT RESISTANCE : 30m OHMS MAX.
5. OPERATING TEMPERATURE : -55°C TO +85°C.
6. DURABILITY : 500 CYCLES.
7. MATING FORCE : 45N MAX.
8. UNMATING FORCE : 10N MIN.



Signal Segment		Power Segment			
Name	Type	Name	Type	Name	Type
S1	GND	P1	V3.3	P9	V5
S2	A+	P2	V3.3	P10	GND
S3	A-	P3	V3.3	P11	DAS/DSS
S4	GND	P4	GND	P12	GND
S5	B-	P5	GND	P13	V12
S6	B+	P6	GND	P14	V12
S7	GND	P7	V5	P15	V12
		P8	V5		

PART NUMBER INFORMATION :



**RECOMMENDED P.C.B LAYOUT
TOP VIEW**

TOLERANCE .0=±0.35 .00=±0.25 .000=±. .0000=±. ANG.=±3°		DRAWER <i>JINJ</i>		 WWW.ASTRON.COM.TW
UNITS : mm		CHECK <i>NFOLE</i>		
SCALE NONE		APP'D <i>ERP</i>		NAME SERIAL ATA 7+15P CONNECTOR P.C.B. MOUNT, R/A, SMT TYPE
SIZE A4		PRODUCT SPEC. —		DRAW NO. 249F022-00028T-H
SHEET 1 OF 1		REV. 1		08001