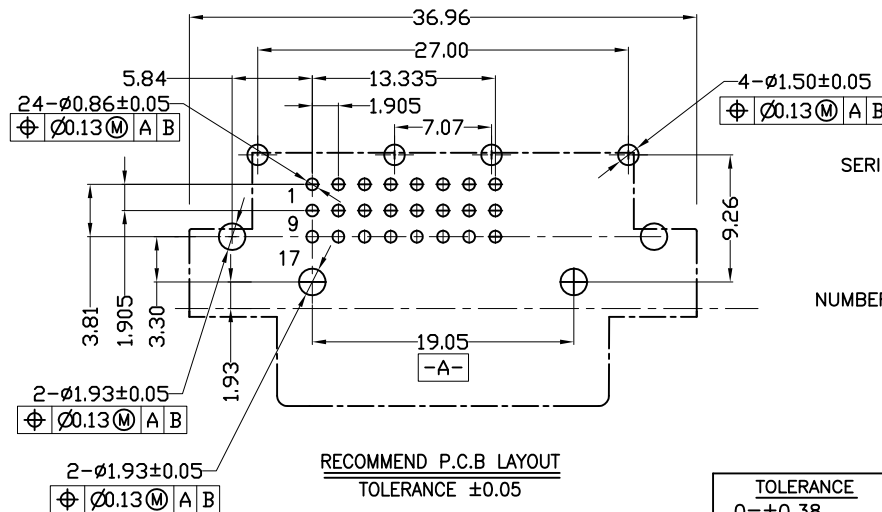
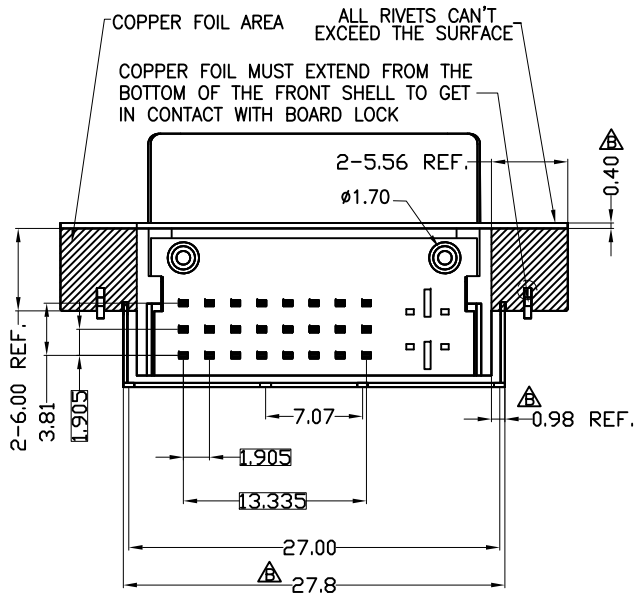
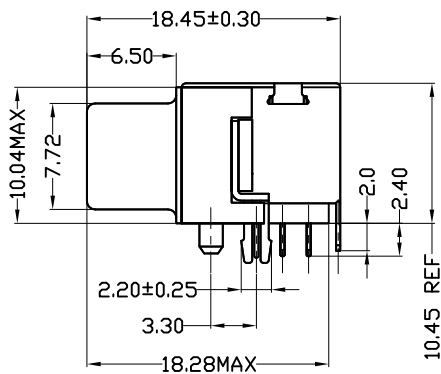
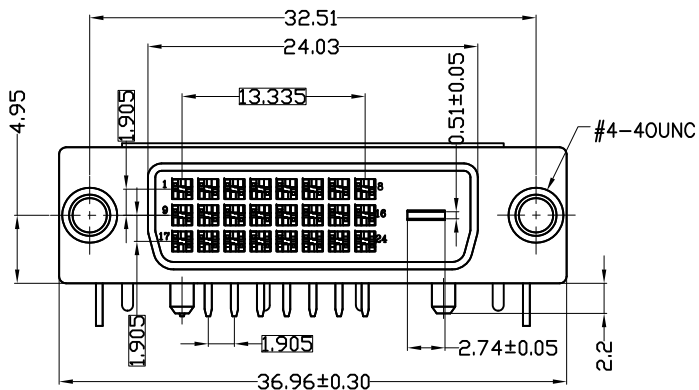


REV.	DESCRIPTION	DATE
A	RELEASE	May. 31, 2011
B	ADD DIM.	Feb. 20, 2012



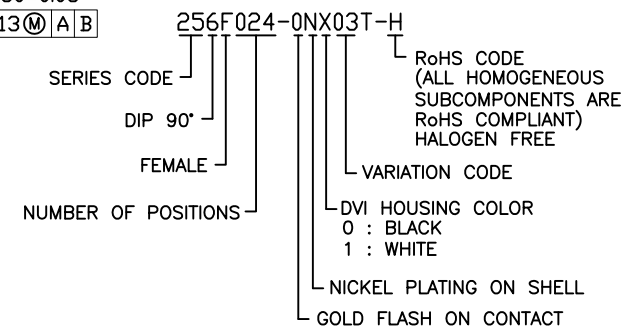
MATERIALS

1. HOUSING: LCP (UL 94V-0).
2. TERMINAL: BRASS, GOLD PLATED ON CONTACT AREA, TIN PLATED ON SOLDER TAILS, UNDER NICKEL PLATED.
3. BOARD LOCK: BRASS, TIN PLATED OVER NICKEL.
4. SHELL: STEEL, NICKEL PLATED OVERALL.
5. RIVET: BRASS, NICKEL PLATED OVERALL.

SPECIFICATION

1. MATING FORCE: 4.5KG/MAX.
2. UNMATING FORCE: 1.0-4.0KG.
3. DIELECTRIC WITHSTANDING VOLTAGE: 500V AC R.M.S. FOR ONE MINUTE.
4. INSULATION RESISTANCE: 1000MΩ MIN AT 500V DC.
5. CONTACT RESISTANCE: 30mΩ MAX.
6. MAX. PROCESSING TEMPERATURE: 230°C FOR 60 SECONDS, 260°C FOR 10 SECONDS

PART NUMBER INFORMATION:



TOLERANCE .0=±0.38 .00=±0.25 .000=±0.13 .0000=±. ANG.=±3°	DRAWER <i>BEN</i>	 ASTRON TECHNOLOGY CORP.
	CHECK <i>JMG</i>	
 UNITS : mm	APP'D <i>JANPE</i>	DRAW NO. 256F024-0NX03T-H
	PRODUCT SPEC. _____	SL
SCALE NONE	SIZE A4	SHEET 1 OF 1
REV. B		N0002