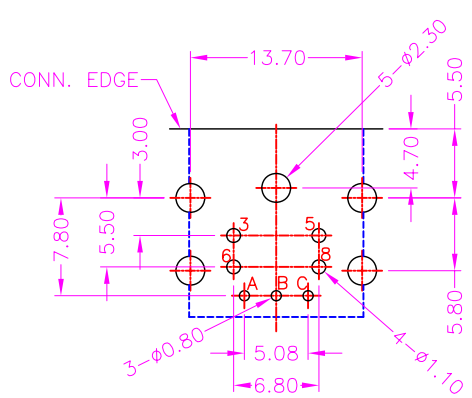
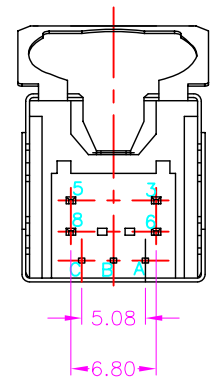
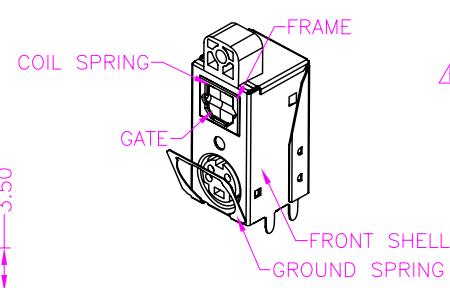
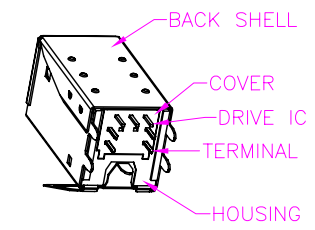
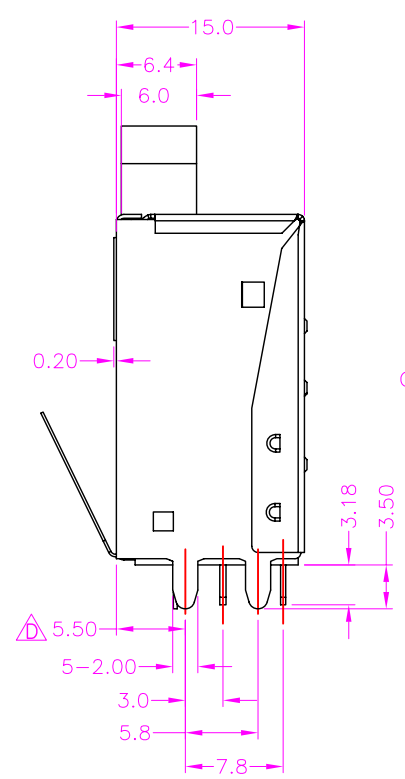
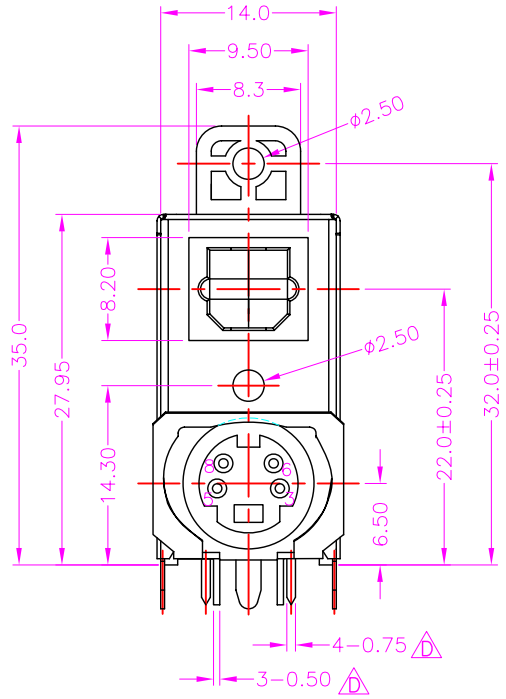
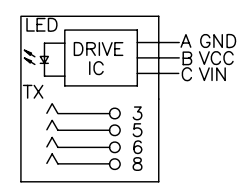


REV.	DESCRIPTION	DATE
A	RELEASE	Sep. 21, 2010
B	DRAW MODIFY	Oct. 11, 2010
C	DRAW MODIFY	Dec. 20, 2010
D	SPEC MODIFY	Nov. 01, 2012
E	MATERIAL MODIFY	Stp. 07, 2015



RECOMMEND P.C.B. LAYOUT
TOP VIEW



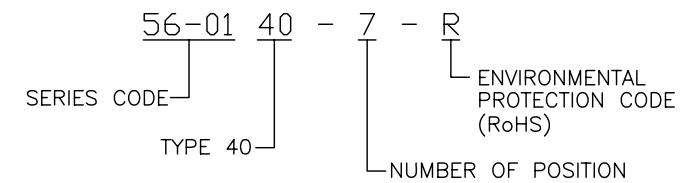
MATERIALS

- HOUSING & COVER : P.B.T (UL 94V-0), BLACK.
- FRAME : NYLON 9T (UL 94V-0), BLACK.
- TERMINAL : #3,5,6,8 PHOSPHOR BRONZE, (t=0.20mm), GOLD PLATING ON CONTACT AREA, TIN PLATING ON SOLDER TAIL.
- DRIVE IC : #A,B,C PHOSPHOR BRONZE, (t=0.40mm), TIN PLATING ON SOLDER TAIL.
- FRONT SHELL : BRASS, (t=0.30mm), TIN PLATING.
- BACK SHELL : BRASS, (t=0.30mm), NICKEL PLATING.
- GATE : NYLON 9T (UL 94V-0), GRAY.
- GROUND SPRING : STAINLESS STEEL, (t=0.20mm).
- COIL SPRING : STAINLESS STEEL, (t=0.20mm).

SPECIFICATION

- CURRENT RATING : 2 AMP. MAX.
- DIELECTRIC WITHSTANDING VOLTAGE : 500V AC R.M.S. FOR ONE MINUTE.
- INSULATION RESISTANCE : 100M OHMS MIN. AT 500V DC
- CONTACT RESISTANCE : 50m OHMS MAX.
- OPERATING TEMPERATURE : -25°C TO +85°C.
- DURABILITY : 5000 CYCLES.
- MATING FORCE : 0.5 ~ 4.5Kgs
- UNMATING FORCE : 0.5 ~ 4.5kgs.

PART NUMBER INFORMATION :



TOLERANCE		DRAWER		 WWW.ASTRON.COM.TW
.0=±.30		JFM		
.00=±.20		CHECK		
.000=±.		ERF		
.0000=±.		APP'D		NAME
ANG.=±3°		ERF		FIBER OPTICS + MINI DIN 4P WITH DRIVE IC & SPRING FIBER OPTICS TRANSMITTER
		PRODUCT SPEC.		DRAW NO.
UNITS : mm [inch]				56-0140-7-R
SCALE	SIZE	SHEET	REV.	08031
NONE	A4	1 OF 1	E	