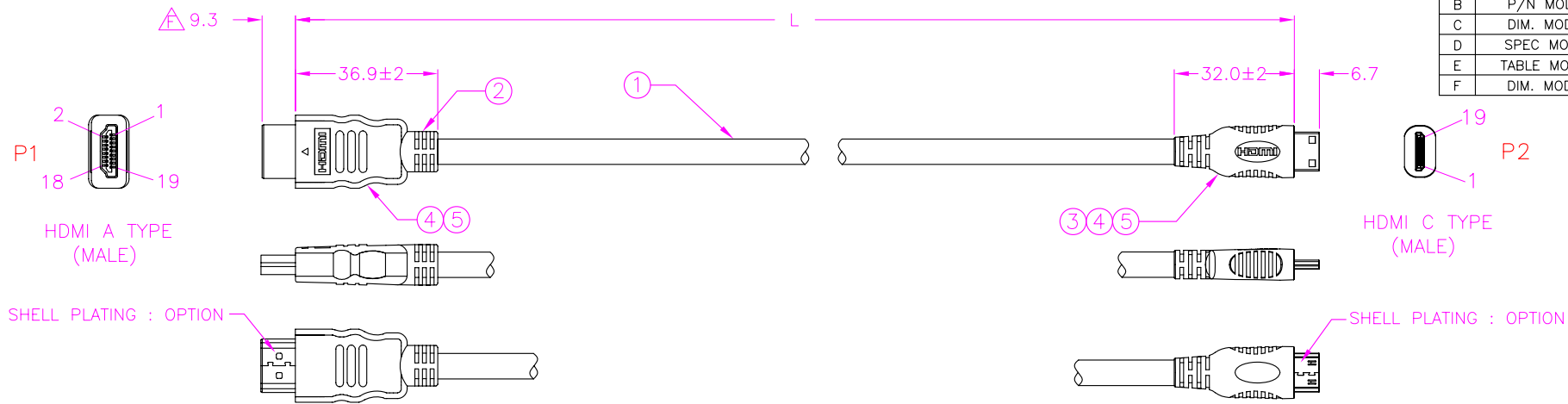
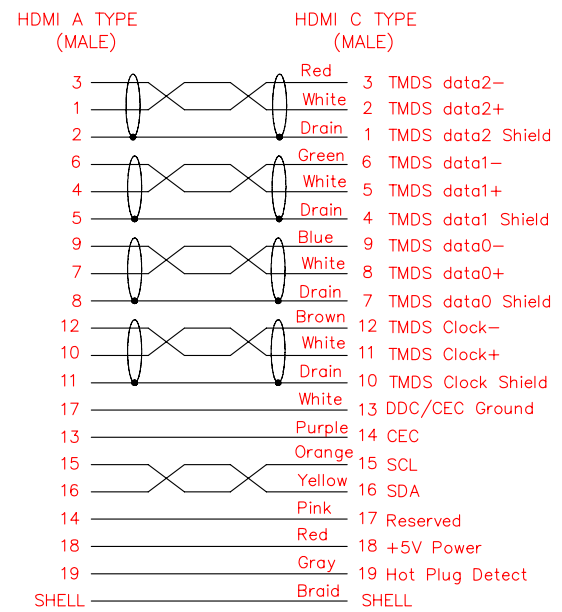


REV.	DESCRIPTION	DATE
A	RELEASE	Feb. 12, 2010
B	P/N MODIFY	Apr. 26, 2010
C	DIM. MODIFY	Jun. 25, 2010
D	SPEC MODIFY	Sep. 30, 2010
E	TABLE MODIFY	Nov. 24, 2010
F	DIM. MODIFY	Oct. 27, 2011



PIN ASSIGNMENT

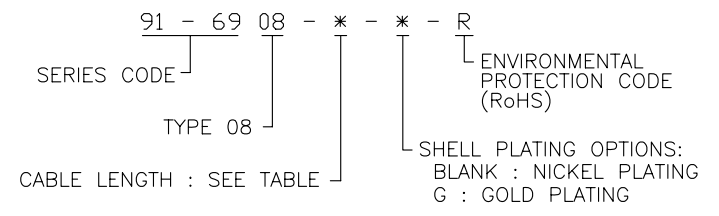


**SPECIFICATION**

- 100% OPEN & SHORT TESTING.
- WITHSTANDING VOLTAGE: DC 300V 0.01Sec.
- INSULATION RESISTANCE: 10M ΩMIN.
- CONDUCTIVE RESISTANCE: 5 Ω MAX.
- SOLDER FOIL TO SHELL AT 360°.

TABLE	
NO.	L
1	1000±30
2	1200±30
4	1800±30
5	2000±30
6	3000±30
7	2400±30

**PART NUMBER INFORMATION**



ITEM	PART NAME	SPEC DESCRIPTION
⑤	OVERMOLD	PVC BLACK UL94V-0
④	INNERMOLD	PE LOW DENSITY
③	HDMI CONN.	HDMI 19P C TYPE MALE BLACK, SOLDER TYPE, SHELL PLATING: OPTION
②	HDMI CONN.	HDMI 19P A TYPE MALE BLACK, SOLDER TYPE, SHELL PLATING: OPTION
①	HDMI CABLE	UL20276 (1P*30#+AL+D+MYLAR)*4C+1P*30#+5C*30#+AL+B BLACK OD:5.5 1.3REV

TOLERANCE .0=±0.30 .00=±.XXX .000=±.XXX .0000=±. ANG.=±3°		DRAWER <i>JANPE</i>		 <b>WWW.ASTRON.COM.TW</b>
		CHECK <i>JNY</i>		
UNITS : mm [inch]		APP'D <i>BEN</i>		NAME HDMI CABLE HDMI-A 19P TO HDMI-C 19P SOLDER TYPE, MALE
SCALE NONE SIZE A4		PRODUCT SPEC. —		DRAW NO. C91-6908-X-X-R
SHEET 1 OF 1		REV. F		08033/12024