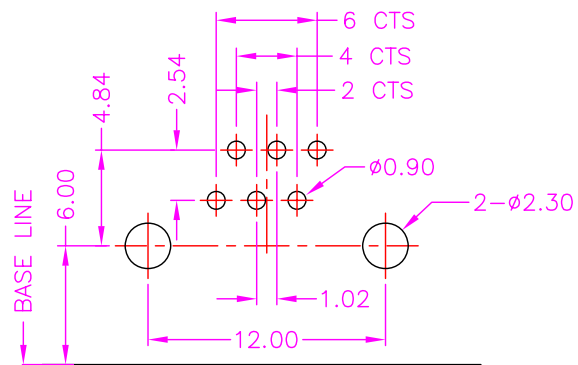
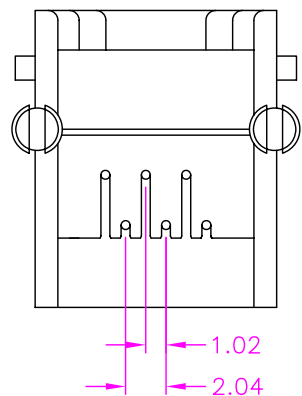
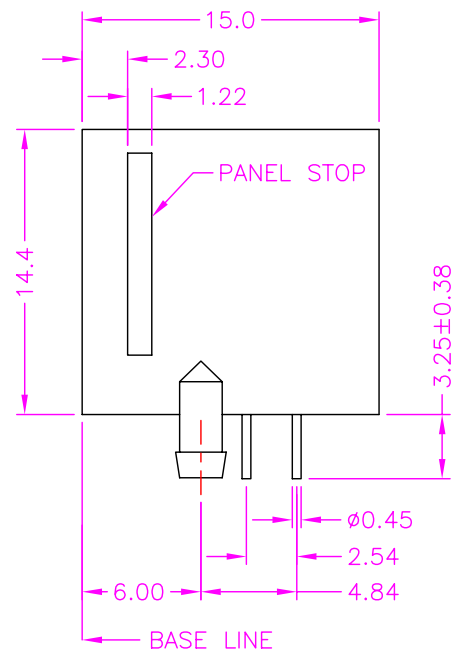
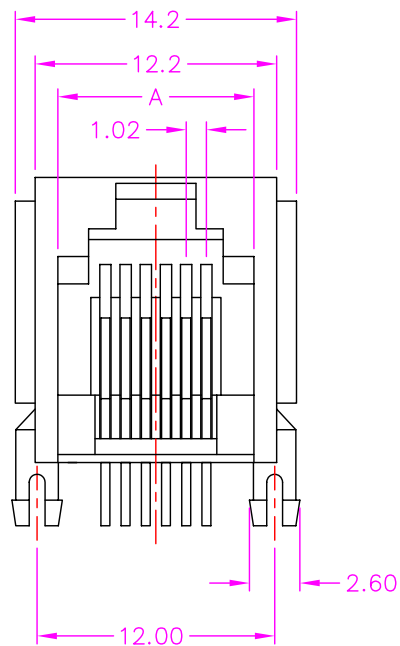


REV.	DESCRIPTION	DATE
A	RELEASE	Jul. 26, 2002
B	DRAW MODIFY	Feb. 06, 2004
C	RoHS MODIFY	Jul. 22, 2005
D	P/N MODIFY	Jan. 28, 2014
E	ADD DIM	Jul. 22, 2015
F	DRAW. MODIFY	Nov. 24, 2017



RECOMMEND P.C.B. LAYOUT
TOP VIEW

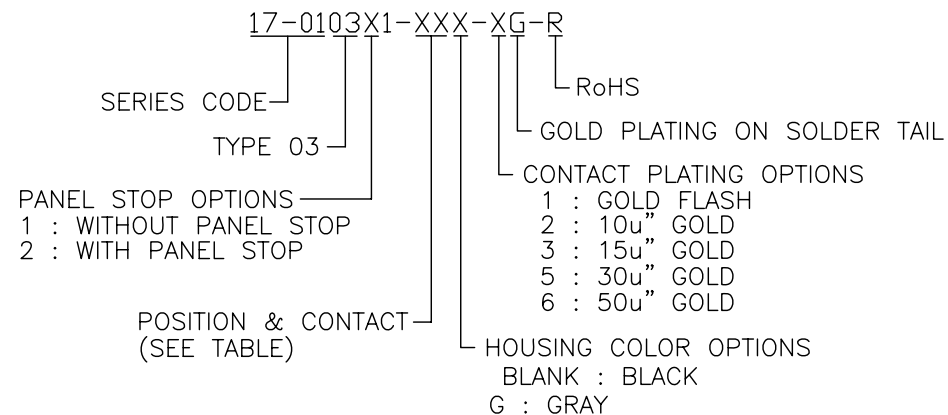
MATERIALS

- △ 1. HOUSING : NYLON 46, (UL 94V-0).
- 2. TERMINAL : $\phi 0.45$ mm PHOSPHOR BRONZE.

SPECIFICATION

- 1. CURRENT RATING : 1.5 AMP. MAX.
- 2. DIELECTRIC WITHSTANDING VOLTAGE : 1000V AC R.M.S. FOR ONE MINUTE.
- 3. INSULATION RESISTANCE : 500M OHMS MIN. AT 500V DC.
- 4. CONTACT RESISTANCE : 30m OHMS MAX.
- 5. OPERATING TEMPERATURE : -40°C TO $+70^{\circ}\text{C}$.
- 6. DURABILITY : 750 CYCLES.

△ PART NUMBER INFORMATION :



TOLERANCE		DRAWER		Astron WWW.ASTRON.COM.TW
.0=±.30		JAN		
.00=±.20		CHECK		
.000=±.XXX		NPOLE		
.0000=±.		APP'D		NAME MODULAR JACK SIDE ENTRY, ALL PLASTIC
ANG.=±3°		SRFB		
		PRODUCT SPEC.		DRAW NO. C17-0103X1-XXX-XG-R
		509-0052 C564-0109		
UNITS : mm	SCALE	SIZE	SHEET	REV.
NONE	NONE	A4	1 OF 1	F
		08015		

NUMBER OF POSITIONS	NUMBER OF CONTACT	DIM. A
4	2/4	7.85
6	2/4/6	9.90